

Activity 4: Investigating Labour Market Information

Activity

Time to explore some careers you are interested in!

You will find out about the salaries you could earn, expected working hours, common tasks you will do, and more using the Job Role and Labour Market Information tool.

This activity is about discovering and sharing which job roles you find most interesting and would like to learn more about.

Helpful Links

These links will come in useful when exploring different job roles and industry sectors:

- [National Careers Service – Explore Careers](#)
- [icould Explore Careers](#)
- [UCAS – Find careers ideas and explore jobs](#)

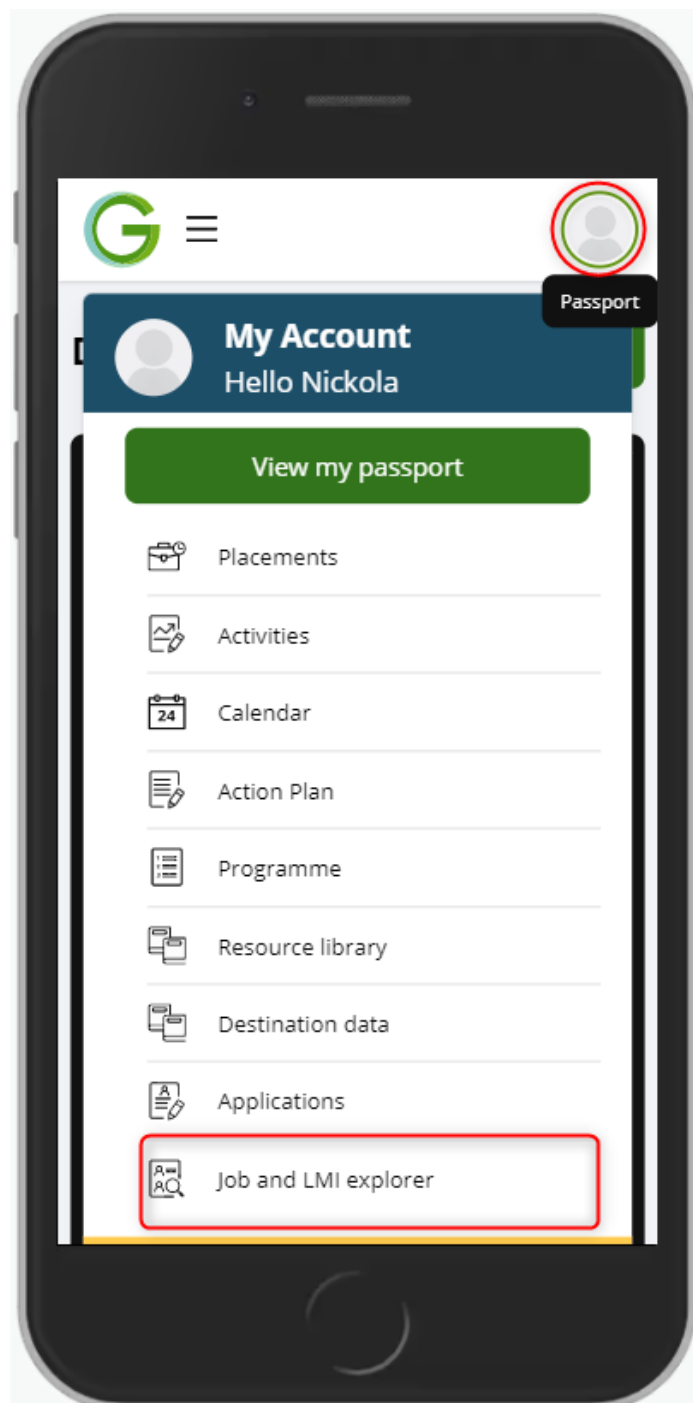
Step 1 – Login to your Student Passport

1. Log into Grofar using your registered email address.

You can login at: <https://auth.grofar.com/>

Step 2 – Find the ‘Job and LMI Explorer’ page

1. Open the menu and select ‘Job and LMI Explorer’



Step 3 – Make a list of job roles and industry sectors

1. Take a moment to think of the types of job roles and industries you would like to learn more about. You don't need to be specific; think of a range of job categories you want to explore further. Make a short list which you can refer to later on.
 - Some examples you may want to explore: *Agriculture / Business / Marketing / Administration / Teaching / Medical / Aviation / Software*
 - If you need further inspiration, check out the government's National Careers Service site, which has a great list of job categories - <https://nationalcareers.service.gov.uk/explore-careers>.

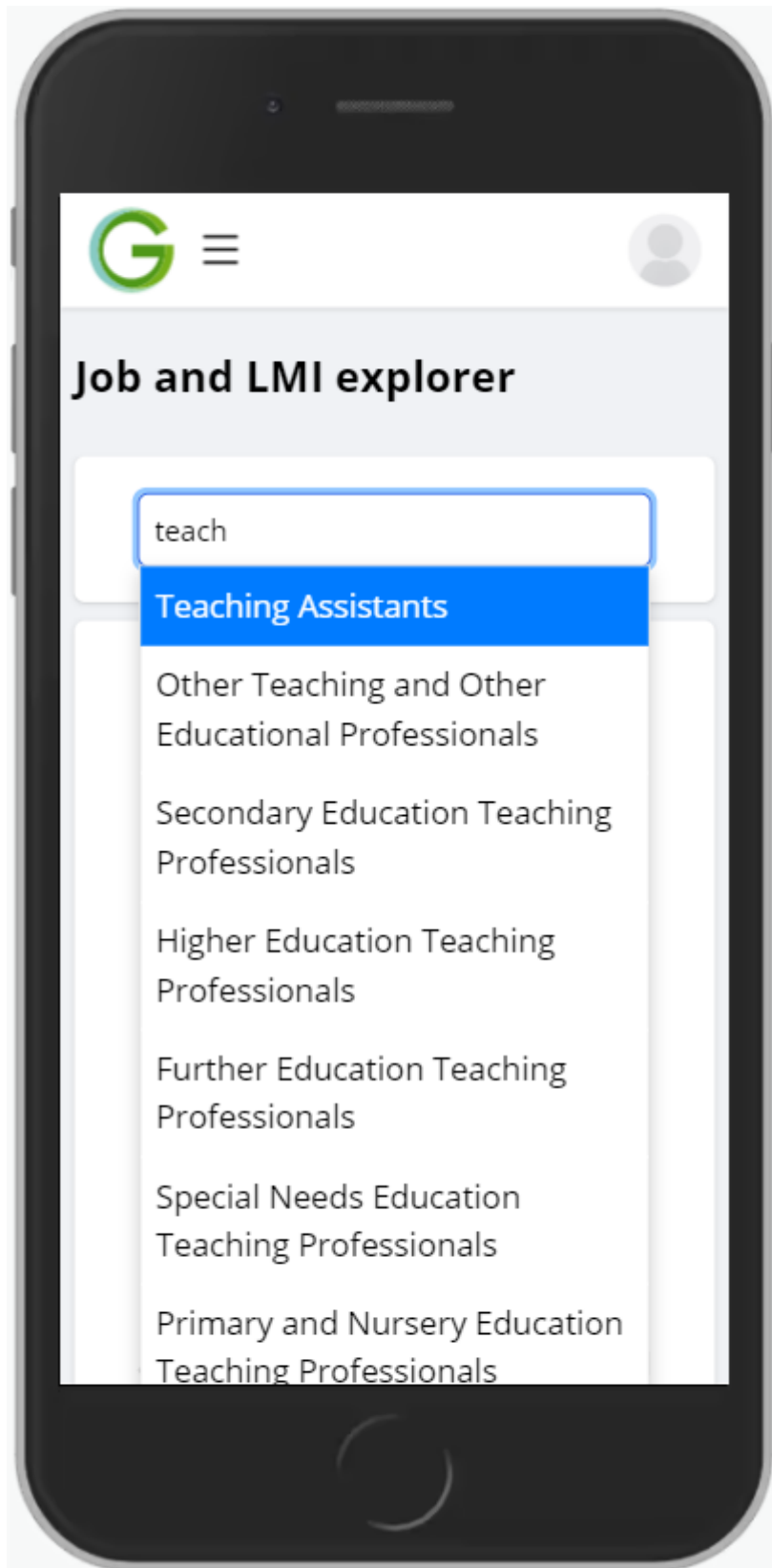
Step 4 – Compare three different job categories

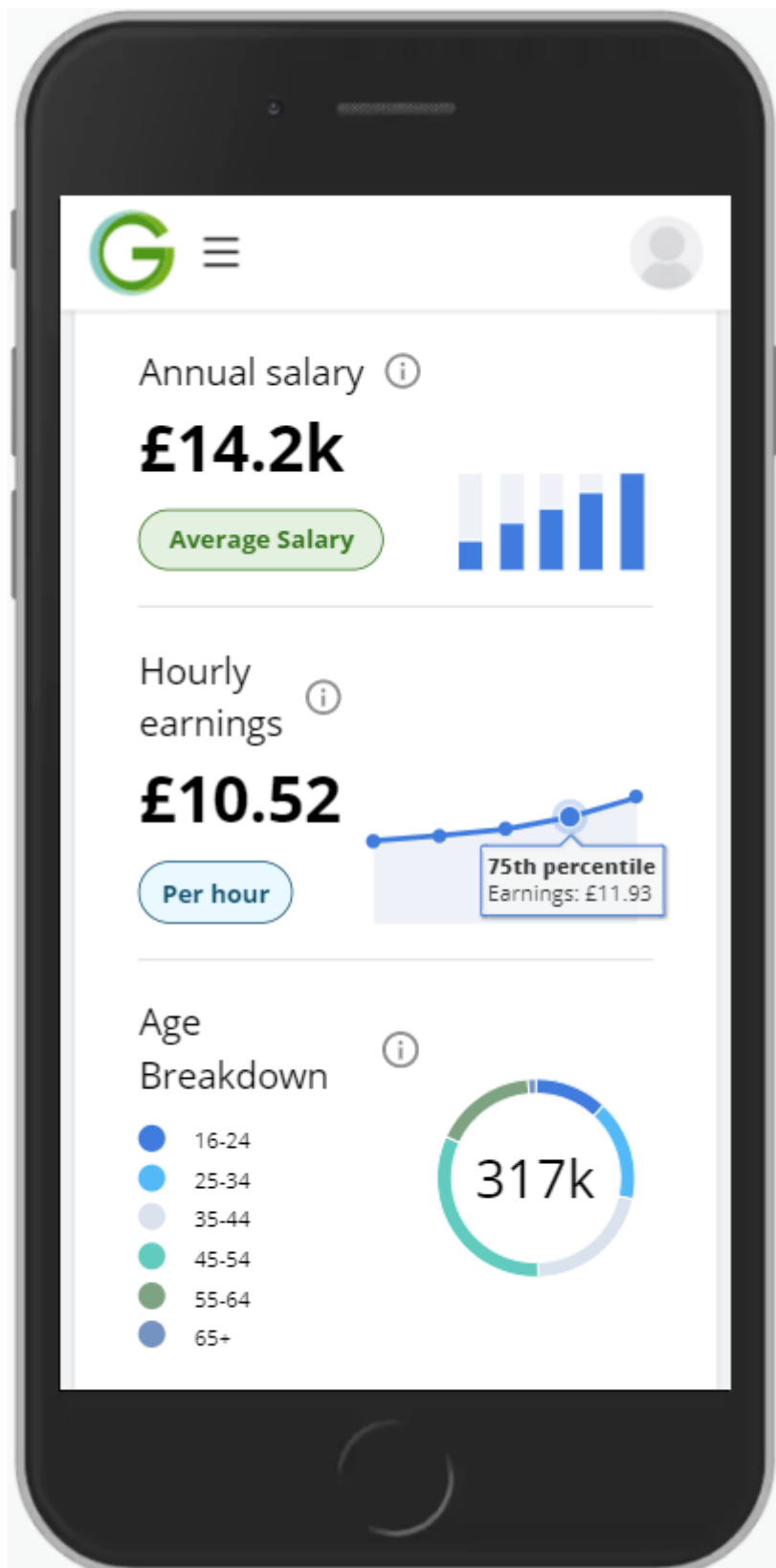
1. Make sure you are on the 'Job and LMI explorer' page.
2. Research your first job category.
 1. Click on the 'Select Occupation' text box and enter a job role/industry



Select Occupation

2. Next select the job role that is most suitable from the list to display detailed information about that role.

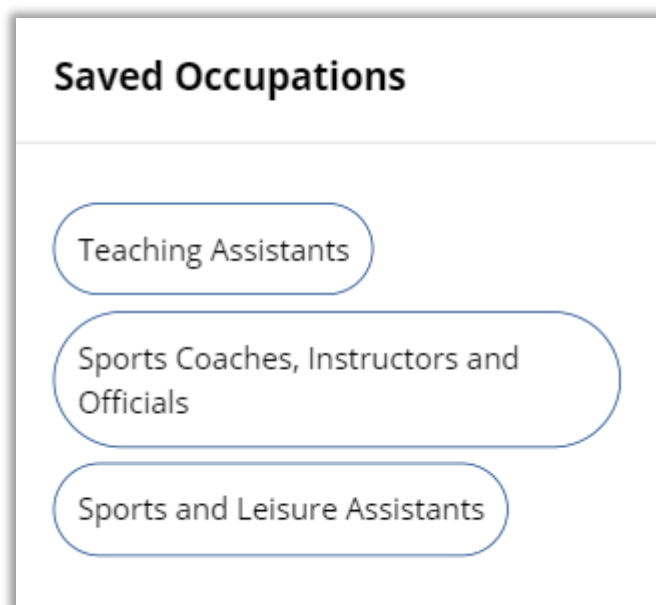




3. To add this job to your list of saved jobs on your passport, go back to the top of the page and click **'Save'**

Step 5 – Once you've saved a few job roles, go to your passport to review the roles and compare the following for each role:

1. Is the weekly pay what you expected for each of these roles?
2. Which job role has the biggest growth in workforce?
3. Which job role is going to need the highest number of new workers?
4. Which job role has the tasks which interest you most?



Did you find this activity useful? (circle the emoji)



Well done, you have completed the activity!